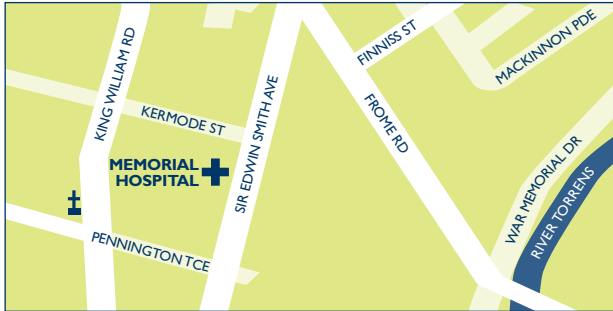
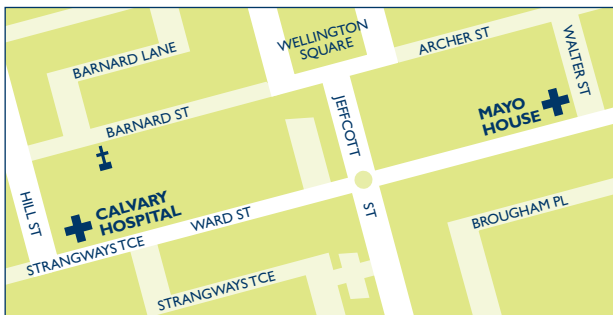


## Locations and opening hours




The Memorial Hospital rooms (Sir Edwin Smith Avenue, North Adelaide, **(08) 8402 0282**) are open from 8.00am to 8.00pm on weekdays. Ticket parking is available on-street on Sir Edwin Smith Avenue, as well as on Pennington Terrace. There is a parking station off Kermode Street.



The Calvary Hospital rooms (Strangways Terrace, North Adelaide, **(08) 8402 0262**) are open from 8.00am to 5.00pm on weekdays.

Free on-street parking is available.

*Please bring all your previous X-rays and scans with you to your appointment.*



radiology SA

Patient Information Handout

# CT Scan



radiology SA

## What is CT scan?

A computed tomography (CT) scanner is a special X-ray machine which uses computer techniques to produce images of your body. To obtain these images, the X-ray tube moves around your body while you lie flat on a table.

## How is a CT scan performed?

A Radiographer will perform the examination. The Radiologist (a doctor) will supervise and report on the images. For certain scans, you may require an injection into a vein, and this will be supervised by a doctor. You will be given a safety questionnaire prior to the injection to see if you have any allergies. Our staff will be able to answer any of your questions. The Radiographer can see you behind a glass screen and may talk with you through a microphone system while the scan is being performed. You may need to hold your breath for a short time. Parents can certainly accompany children.

## Are there any risks?

You will receive a very small dose of X-ray radiation. The benefits of detecting disease are believed to outweigh the potential risks of receiving such a small dose. You must, however, advise the Radiographer if you are pregnant or think you maybe pregnant.

## Preparation needed prior to the examination

Your own doctor will be able to tell you which of the following types of scans has been requested. Some scans require some preparation, and others do not. *If you are a diabetic, please discuss your medications with our booking staff.*

### HEAD SCANS

No preparation is required for a head scan.

### ABDOMEN OR PELVIS SCANS

Have nothing to eat or drink for four hours before your appointment. For some scans you maybe given a special drink on your arrival. This is used to identify parts of the bowel, and you may have to wait up to an hour before the scan can be performed.

### KIDNEY OR BLADDER SCANS

No preparation is required for kidney or bladder scans.

### NECK OR CHEST SCANS

No preparation is required for neck or chest scans.

### 'CT COLONOGRAPHY' (LARGE BOWEL SCANS)

Please contact our booking staff for details regarding the bowel cleansing kit needed for this test prior to your appointment.

## 'CT ANGIOGRAPHY'

(HEART, CAROTID OR PERIPHERAL ARTERY SCANS)

You may need to take a beta blocker (heart medication) for a cardiac angiogram, and this will be discussed with your own doctor. No preparation is required for the other types of scans.

## How long will it take?

Most examinations will take less than 30 minutes. The Radiologist will report your scans after the test, and this can take an hour or more. Some scans require more processing of images and can take longer. We are able to deliver the films and report to your referring doctor.